
Competition: CLA Canada Cup

Sanctioning Association: CLA

Venue: Whistler Sliding Centre

Date: 12 December 2020

Start Time: 11:45

Finish Time: 12:40

Catagories: Jr. Men, Jr. Women, Yth Women

Start Positions Used: Ladies, Lower Ladies

Runs:

2

Sleds	13
DNS:	0
DNF:	0
DSQ:	0
Protests:	0

Weather Conditions: Clear

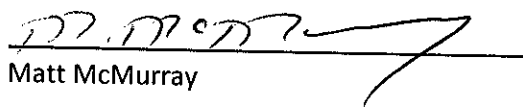
Precipitation: None

Temperatures:

AIR	
ICE	
Steel	

Records: None

Race Director:



Matt McMurray



START: 11:45 - 12.December 2020

Results after Run 2

Rk	BIB	Nat	Name	Intern. - Times				Finish	km/h	Total
1	6	CAN	Morse, Dylan	3.392 (3)	10.876 (1)	13.578 (1)	17.145 (1)	39.373 (1)	129.25	1:19.497
				3.396 (2)	10.891 (1)	13.592 (1)	17.160 (1)	40.124 (4)	124.64	
2	5	AB	Borger, Billy	3.442 (4)	10.973 (4)	13.699 (4)	17.296 (4)	39.991 (3)	128.52	1:19.782
				3.439 (4)	10.970 (4)	13.698 (4)	17.301 (4)	39.791 (2)	127.22	+0.285
3	4	AB	Downey, Theo	3.383 (1)	10.892 (2)	13.620 (2)	17.232 (3)	39.783 (2)	127.48	1:19.811
				3.369 (1)	10.929 (3)	13.674 (3)	17.298 (3)	40.028 (3)	126.11	+0.314
4	2	AB	Casson, McKinley	3.388 (2)	10.915 (3)	13.633 (3)	17.222 (2)	41.003 (6)	115.86	1:20.763
				3.403 (3)	10.914 (2)	13.624 (2)	17.208 (2)	39.760 (1)	126.99	+1.266
5	1	AB	Salmon, Griffen	3.456 (6)	11.094 (6)	13.879 (6)	17.575 (6)	40.454 (5)	125.72	1:20.826
				3.488 (6)	11.130 (6)	13.924 (6)	17.613 (6)	40.372 (5)	126.60	+1.329
6	3	AB	Van Wouw, Bastian	3.454 (5)	11.021 (5)	13.757 (5)	17.379 (5)	40.361 (4)	124.52	1:21.193
				3.462 (5)	11.098 (5)	13.865 (5)	17.554 (5)	40.832 (6)	124.43	+1.696



Results after Run 2


Rk	BIB	Nat	Name	Interm. - Times				Finish	km/h	Total
1	5	CAN	Susko, Embyr	3.426 (1)	10.912 (2)	13.611 (1)	17.183 (1)	39.297 (2)	131.07	1:18.543
				3.443 (2)	10.953 (2)	13.653 (2)	17.212 (2)	39.246 (1)	131.54	
2	3	CAN	Holland, Midori	3.449 (5)	10.960 (3)	13.659 (3)	17.234 (3)	39.275 (1)	131.31	1:18.570
				3.452 (5)	10.982 (4)	13.686 (3)	17.260 (3)	39.295 (2)	131.78	+0.027
3	4	CAN	Allan, Kailey	3.435 (3)	10.969 (4)	13.680 (4)	17.259 (4)	39.387 (3)	130.74	1:18.817
				3.437 (1)	10.985 (5)	13.704 (5)	17.287 (4)	39.430 (3)	129.02	+0.274
4	2	CAN	Yacey, Tora	3.446 (4)	10.908 (1)	13.620 (2)	17.197 (2)	39.541 (4)	127.48	1:18.977
				3.451 (4)	10.919 (1)	13.618 (1)	17.183 (1)	39.436 (4)	128.34	+0.434
5	1	AB	Brodylo, Jolie	3.432 (2)	10.976 (5)	13.695 (5)	17.283 (5)	39.989 (5)	125.29	1:19.662
				3.446 (3)	10.966 (3)	13.690 (4)	17.288 (5)	39.673 (5)	129.57	+1.119



Official Results

**CLA
Canada Cup
YOUTH WOMEN**

START: 11:45 - 12.December 2020



Results after Run 2

Rk	BIB	Nat	Name	Interm. - Times				Finish	km/h	Total
1	2	AB	Clarke, Abbie	10.881(1)	14.080 (1)	18.175 (1)	21.297 (1)	41.991 (1)	123.79	1:23.889
				10.830(1)	14.022 (1)	18.106 (1)	21.221 (1)	41.898 (1)	123.25	
2	1	AB	Podulsky, Beattie	15.945(2)	21.159 (2)	26.832 (2)	30.549 (2)	52.711 (2)	117.40	1:44.398
				15.270(2)	20.417 (2)	26.052 (2)	29.757 (2)	51.687 (2)	120.31	+20.509